

How To Send Hi-Res Photos From Your Phone

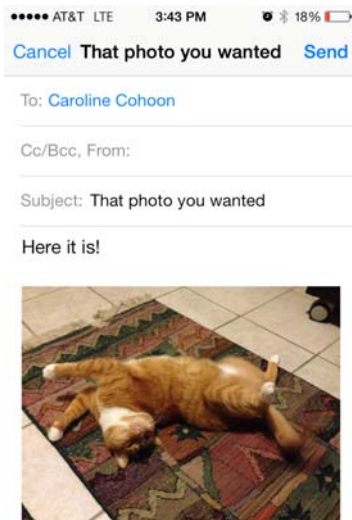
iPhones

The easiest option here is to email the photo to yourself or your friend. When mailing the image from your camera roll, Mail will ask you what size you want to send. Here it is step by step:

1. When the image you want to send is open, click the share icon in the lower left corner and choose Mail.

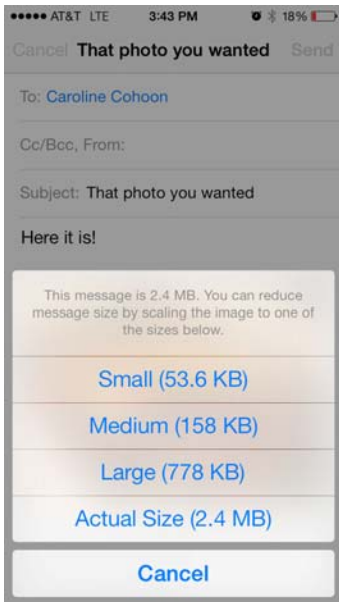


2. Add the recipients address, a subject line and type something in the message. You can leave some of those fields blank but that can flag the message as a potential threat or spam.



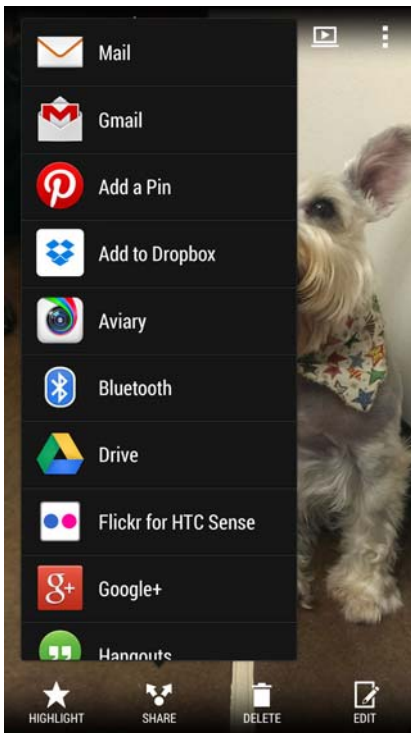
Sent from my iPhone

3. When you click Send, a menu will pop up asking you what size to send it as. Do NOT select Large. That's not really "large" it's just large by email standards. You want the option that says "Actual Size" and as you can see from this screenshot, that's the largest file size.

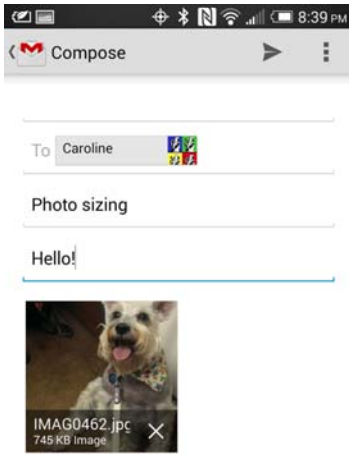


Android phones

1. When the photo you want to send is open, click on the "share" icon.



2. You have 5 million sharing options, but we're only concerned with email. Both the Gmail and Email apps and got the same results. Unlike the iPhone, it seems to automatically include the full size file and it tells you the size of the attachment. In general, smartphones with good cameras should have a file size of 700Kb to 2Mb+ so that will confirm for you that it's the hi-res image.



One thing to note, is that the image **WILL** be resized if you send it as a text/ MMS. There was no option to select (it's possible that might be in the phone settings somewhere) but when adding it as a text message it said the size was too large and it was compressing.

Your Android may work a little differently than these, and I'm sure it all depends on how you have it customized. Nonetheless, this should point you in the right direction and show you what to look out for.

UPDATE:

Yahoo mail app on Android phones does not automatically include the original resolution. It will prompt you for a size just like the Apple Mail client does. It will also ask if you want to "Do this once" or "Do this always." If using that app and once in the past you sent the photo as Large or another smaller, compressed option and you clicked on "Do this always" you may need to find the saved settings somewhere and change it to "Original Size" or to ask you each time.

Source: <http://www.canvaspress.com/focal-point/article/2014/04/07/send-hi-res-photos-phone/>